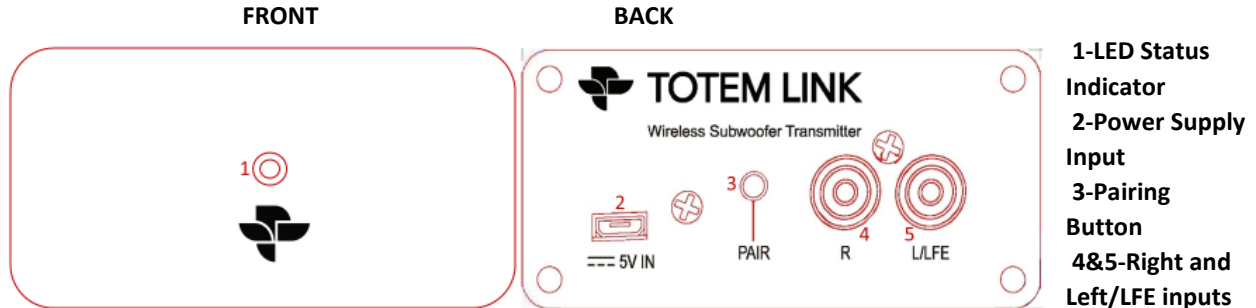


LINK

WIRELESS TRANSMITTER
OWNER'S MANUAL

The Totem LINK is a wireless subwoofer transmitter made for use with the KIN SUB 10 and Tribe Solution Subwoofer. It can be added to any powered speaker, amplifier, or receiver equipped with subwoofer or pre amp-outputs.

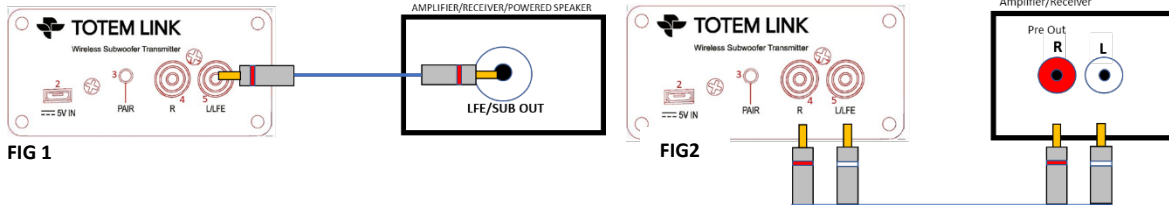


Attach the power supply cable to the 5V IN (#2), then plug it into the wall. Ensure the subwoofer is also plugged in and turned on. Once plugged in, the **BLUE LED** in the front of the LINK (#1) will **blink slowly**.

CONNECTIONS:

LFE or Sub Out Connection (Fig 1): Using a **single RCA cable**, connect the Sub Out or LFE out from the powered speaker, amplifier, or receiver to the **L/LFE input** (#5) on the LINK.

Pre-Out Connection: Using a **pair of RCA cables**, connect the Left and Right Pre-Outs from the amplifier, or receiver to the **R&L/LFE inputs** (#4&5) on the LINK.



PAIRING INSTRUCTIONS for the KIN SUB 10:

- 1) Set the KIN Sub's power mode to ON, which engages **Wireless** functionality.
- 2) Press the pairing button (#3) of the LINK.
- 3) The **BLUE LED** (#1) will now **flash faster**, indicating it is in **PAIR** mode.
- 4) Within **10 seconds** of pushing the LINK's PAIR button, push the **PAIR** button in the back panel of the KIN SUB 10W. The KIN SUB 10W's **BLUE LED** will now also **blink quickly**.
- 5) When pairing is successful, the LINK and KIN SUB10 **BLUE LEDs** will both **stop blinking** and stay a **solid blue**.

PAIRING INSTRUCTIONS for the TRIBE SOLUTION SUB:

- 1) Set the Tribe Solution Sub's **Power Mode** to **WL**, which engages **Wireless** functionality. The **GREEN LED** will blink slowly.
- 2) Press the pairing button (#3) of the LINK. The **BLUE LED** will now **blink quickly**, indicating it is in **PAIR** mode.
- 3) Within **10 seconds** of pushing the LINK's PAIR button, push the **PAIR** button in the back panel of the TRIBE SOLUTION SUB. The tribe Solution Sub's **GREEN LED** will now also **blink quickly**.
- 4) When pairing is successful, the LINK's **BLUE LED** (#1) will stop flashing and stay a **solid blue** and the TRIBE SOLUTION SUB's **GREEN LED** will **stop blinking** and stay a **solid green**.

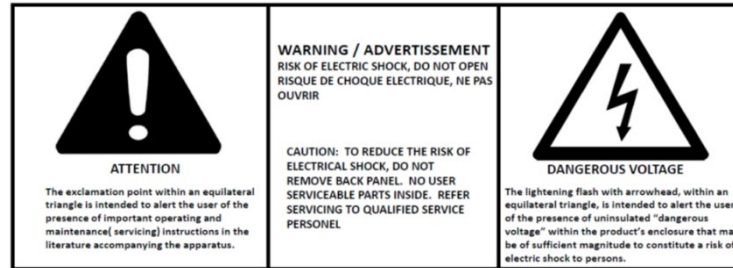


LINK

TOTEM



IMPORTANT SAFETY INSTRUCTIONS



1. Read instructions
2. Retain these instructions
3. Heed all warnings
4. Follow all instructions
5. Do not use this apparatus near water.
6. Clean only with a dry cloth.
7. Do not block any ventilation openings. Install in accordance with the manufacturer's instructions.
8. Do not install near any heat sources such as radiators, heat registers, stoves, or other apparatus (including amplifiers) that produce heat.
9. Do not defeat the safety purpose of the polarized or grounding type plug. A polarized plug has two blades with one wider than the other. A grounding type plug has two blades and a third grounding prong. The wide blade or third prong are provided for your safety. If the provided plug does not fit your outlet, consult an electrician for replacement of the obsolete outlet.
10. Protect the power cord from being walked on or pinched particularly at plugs, convenience receptacles, and the point where they exit from the apparatus.
11. Only use attachments/accessories specified b the manufacturer.
12. use only the cart, stand, tripod, bracket, or table specified by the manufacturer, or sold with the apparatus. When a cart is used, used caution when moving the cart/apparatus combination to avoid injury from tip-over.
13. unplug this apparatus during lightning storms or when unused for long periods of time.
14. Refer all servicing to qualified service personnel. Servicing is required when the apparatus has been damaged in any way, such as power supply cord or plug is damaged, liquid has been spilled, or objects have fallen into the apparatus, the apparatus has been exposed to rain or moisture, does not operate normally, or has been dropped.
15. Apparatus shall be connected to a MAINS socket outlet with a protective earthing connection.
16. An appliance input coupler is used as the disconnect device-the disconnect device shall remain readily operable.

WARNING

Do not ingest the battery, Chemical burn hazard
(The remote control supplied with) This product contains a coin/button cell battery. If the coin/button cell battery is swallowed, it can cause severe internal burns in just 2 hours and can lead to death.

Keep new and used batteries away from children.

If the battery compartment does not close securely, stop using the product and keep it away from children.

If you think batteries might have been swallowed or placed inside any part of the body, seek immediate medical attention.

CAUTION

Danger of explosion if battery is incorrectly replaced.
Replace only with the same or equivalent type.

FCC Warnings

This device complies with Part 15 of the FCC rules. Operation is subject to the following conditions:

- (1) This device may not cause harmful interference; and (2) this device must accept any interference received, including interference that may cause undesired operation.

NOTE 1: This equipment has been tested and found to comply with the limits for a Class B digital device, pursuant to part 15 of the FCC rules. These limits are designed to provide reasonable protection against harmful interference in a residential installation. This equipment generates, uses and can radiate radio frequency energy and, if not installed and used in accordance with the instructions, may cause harmful interference to radio communications. However, there is no guarantee that interference will not occur in a particular installation. If this equipment does cause harmful interference to radio or television reception, which can be determined by turning the equipment off and on, the user is encouraged to try to correct the interference by one or more of the following measures:

- Reorient or relocate the receiving antenna.
- Increase the separation between the equipment and receiver
- Connect the equipment into an outlet on a circuit different from that to which the receiver is connected.
- Consult the dealer or an experienced radio/TV technician for help.

NOTE 2: Any changes or modifications not expressly approved by the party responsible for compliance could void the user's authority to operate the equipment.

IC WARNING

This device complies with Industry Canada's license-exempt RSSs. Operation is subject to the following two conditions: (1) This device may not cause interference; and (2) this device must accept any interference, including interference that may cause undesired operation of the device.



Totem Link is part of the new Totem wireless ecosystem. The KIN Play Powered Bluetooth Speakers and KIN SUB 10 subwoofer pictured are not included.